



Image Plate Scanner TR-120

Tyris Dental Technology (Suzhou)Co.,Ltd.

E-mail: info@tyris-dental.com

Tel: 0512-6680 0056 Web: www.tyris-dental.com

Add: 2nd floor of M3, No.2 Peiyuan Rd, SND, Suzhou, China



TYRIS 

A New Choice of Reading Image

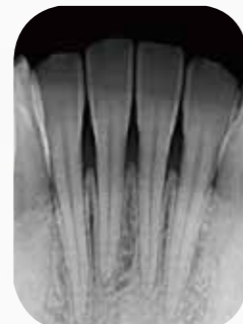
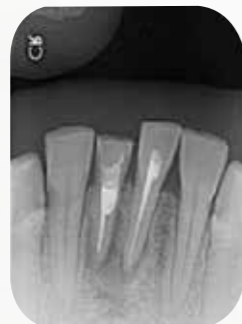
Advanced, Modern&Smart



Digital dental CR imaging system TR-120

The Imaging Plate Scanner is a fully automatic smart device for image acquisition and digital presentation of the final image. It saves time and improves the work efficiency for users.

Clinical Cases



The high quality image has high contrast, helps present more details.

Top 3 Advantages

Present high quality image

- The image gray levels can reach up to 16-Bit, helps making image more exquisite and the details are more abundant.
- Comprehensive image software makes image analysis faster and easier.
- Multiple patents provide technical assurance for high definition images.



16-Bit image



14-Bit image

Full-auto scanning, simple and convenient

- Full-auto scanning, digital images can be obtained within 10 seconds.
- Intelligent scaling tray reduces the extrusion of image plate, thus avoiding image skew and shadow.



The image plate


- As thin as 0.4mm, making it easier for Imaging of all kinds of teeth.
- Bendable, 100% view area.
- 4 sizes are available, each of which can be reused more than 1,000 times.
- Environmental friendly, avoid chemical pollutions.



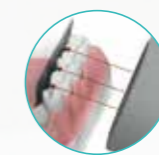
Technical parameters

Image plate Size	S0, S1, S2, S3
Spatial resolution	15 lp/mm
Image gray levels	65536, 16 bits
Scan Time	<10S
Network connection	LAN

Efficient and convenient image obtaining process



Expose



Image



Scan



Read