# iPexII Precision Digital Apex Locator



## iPex II Complete Set

MODEL iPex II Complete Set ORDER CODE Y1002208

### Contents

- Control unit
- Probe (1.8m)
- File clip (3 pcs.)
- Lip hook (3 pcs.)
- AAA manganese dry cell battery (3 pcs.)

### Specifications

- Power Supply : for 1.5V AAA (LR03 or R03) batteries
- Continuous use : Approx. 60 hours
- Dimensions : W60 x D60 x H86.5 (mm)
- Weight : Unit 76g (without batteries)

## Spare Parts

| | | |
|---|---|---|
| File Clip |  | U1109351 |
| Probe |  | U1109352 |
| Lip Hook |  | U501513 |

## Related NSK products



### ENDO-MATE TC2

Lightweight, compact and rechargeable cordless micro motor handpiece

The TC2's new alarm and auto-reverse functions greatly reduce the risk of damaging the canal.



### ENDO-MATE DT

Light weight, thin and easily maneuverable handpiece design

Portable, compact unit design and features a battery-driven control unit, this product can be used in multiple surgeries.

■ The Nakanishi Endo-Mate products and iPexII ensure safe, precise and efficient root canal procedures.




**NAKANISHI INC.**
www.nsk-inc.com
700 Shimohinata
Kanuma-shi
Tochigi 322-8666,
Japan
TEL : +81 (0)289-64-3380
FAX : +81 (0)289-62-5636

EC REP

**NSK Europe GmbH**
www.nsk-europe.de
Elly-Beinhorn-Strasse 8
65760 Eschborn,
Germany
TEL : +49 (0)6196 77606-0
FAX : +49 (0)6196 77606-29

**NSK United Kingdom Ltd**
www.nsk-uk.com
Office 5, Gateway1000,
Arlington Business Park,
Whittle Way,
Stevenage, SG1 2FP, UK
TEL : +44 (0)1438 310670
FAX : +44 (0)1438 310671

**NSK Oceania Pty Ltd**
www.nsk-inc.com
Unit 22, 198-222 Young St.
Waterloo, Sydney,
NSW 2017, Australia
TEL : +61 (0)2 8306 3000
FAX : +61 (0)2 8306 3030

**NSK Dental LLC**
www.nskdental.com
1800 Global Parkway
Hoffman Estates, IL 60192-1578,
USA
TEL : +1 888 675 1675
FAX : +1 800 838 9328

**NSK Middle East**
www.nsk-inc.com
Room 6EA-701, 7th Floor,
East Wing No.6
Dubai Airport Free Zone,
PO Box 54316 Dubai, UAE
TEL : +971 (0)4-204-5507
FAX : +971 (0)4-204-5508

**NSK Asia**
www.nsk-inc.com
1 Maritime Square,
#09-33 HarbourFront Centre,
Singapore 099253
TEL : +65-6376-5018
FAX : +65-6376-0233


Specifications are subject to change without notice.


REF PR-D761E Ver.1 12.00.00.00


NSK

# iPexII

Advanced Apex Locator




Powerful Partners®

# iPexII Precision Digital Apex Locator

Featuring the next-generation **SmartLogic** controller

Using the results of numerous clinical trials and verification tests as a base,
Nakanishi created **SmartLogic**, a next-generation Apex Locator
compatible with diverse tooth forms,
and that provides superior accuracy in detecting the root apex.
At the biologically crucial root apex -the Zone of Precision-
the iPexII is able to provide a clear,
accurate image of the file tip's location on its large LCD panel.

## Features

- High-precision root canal measurement generated by using SmartLogic
- Auto-detects the apex accurately in any conditions, dry or wet
- A stylish and compact body requiring only a small space. It can even be located on the dental equipment console
- Three different alert sounds depending on the location of the file tip, ensuring precise procedures
- A big three-colour LCD panel with very low reflectivity, allowing Clinicians to accurately and instantly monitor procedure progress
- Energy saving and low operation cost

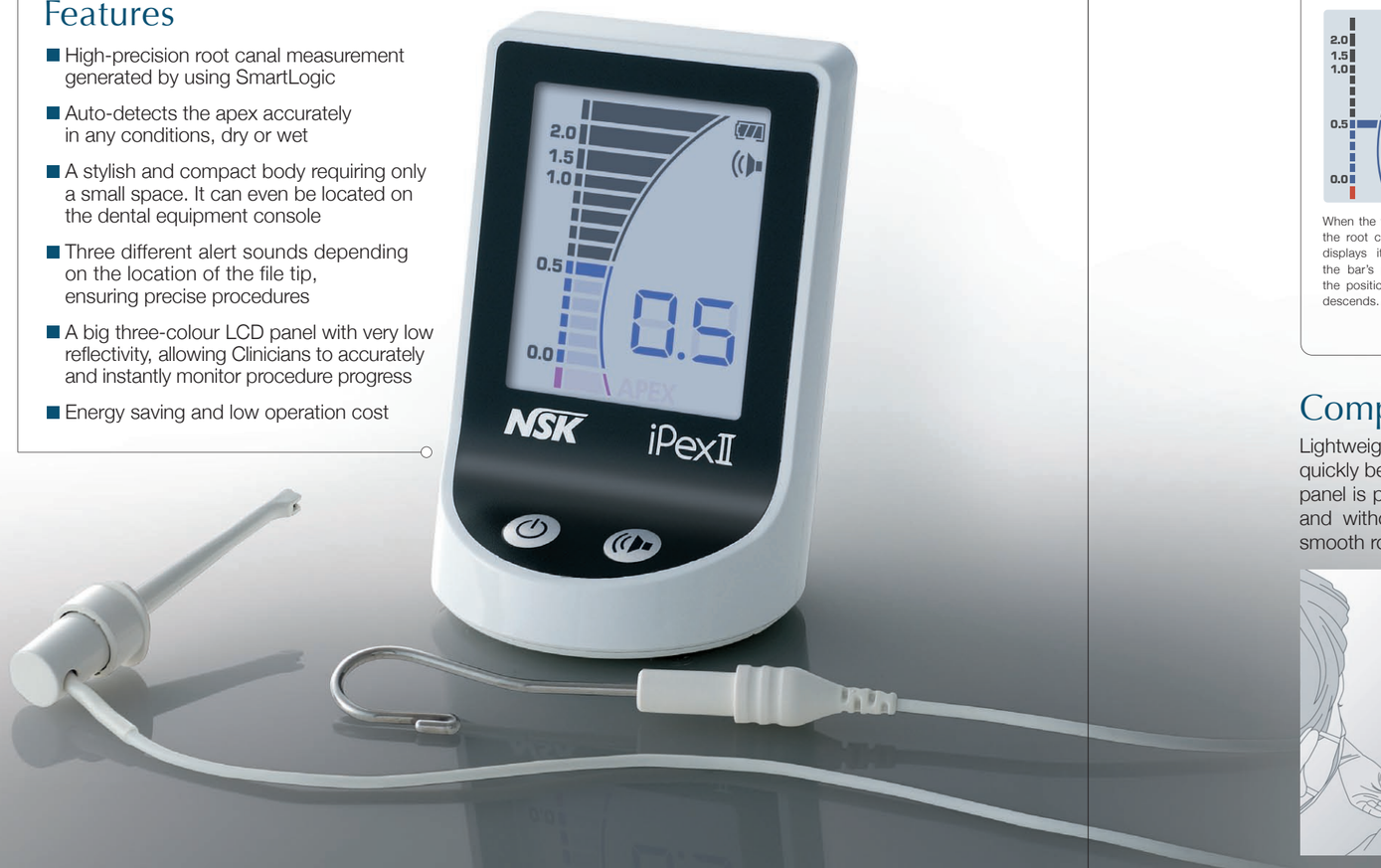


NSK's **SmartLogic** controller combines two advanced technologies to accurately analyse signals.
iPexII **SmartLogic** technology removes virtually all signal interference from the root canal itself to precisely detect the location of the apex.

- iPexII **SmartLogic** alternates between two separate frequencies to take measurements. By reducing the noise that interferes with signal analysis, it generates a high-precision wave system that does not require a filtering circuit.
- iPexII **SmartLogic** uses the whole wave system to analyse the extracted frequency. This produces steady measurement analysis even under varying conditions in the root canal while retaining a constant link to file insertion progress.

## The three-colour LCD visual monitor screen

▶ Measurement Begins

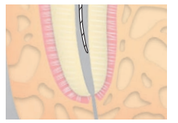


When the file is inserted into the root canal, a bar graph displays its progress, with the bar's position reflecting the position of the file as it descends.

▶ Root Apex Area

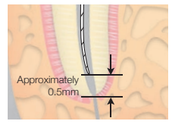


As the tip of the file approaches the root apex (0.5~) the bar graph turns blue, and the audio alert sound increases in pitch and speeds up in tempo to notify the user that the file is entering the Zone of Precision of approximately 0.5mm.

▶ Reaching the Apex

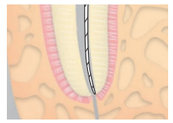


When the tip of the file reaches the apex, the bar graph display reads 0.0, and the alert sound changes to a continuous tone.

▶ Overshooting the Apex

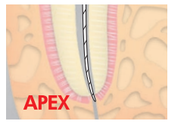


If the tip of the file goes past the apex, the unit issues a fast and continuous alert sound while the word APEX appears in red and OA (Over Apex) is displayed in blue.

## Compact and stylish body

Lightweight and with a base just 6 cm in diameter, the iPexII can quickly be set up and used in virtually any environment. The LCD panel is pitched at the ideal angle that allows Clinicians to easily and without distraction monitor conditions ensuring safe and smooth root canal procedures.



The display panel is easily viewable from an operating stance and also minimizes reflectivity,
while maintaining the Clinicians focus on the procedure.

